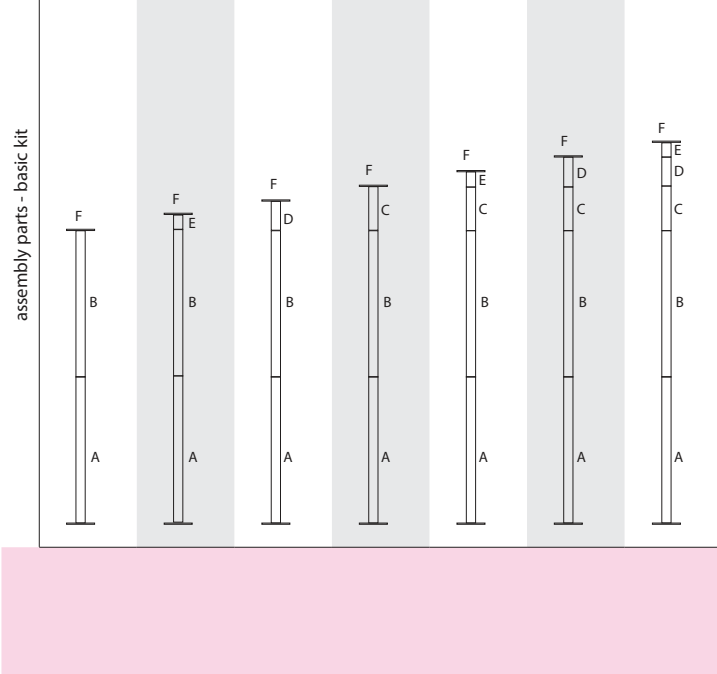


LUPITPOLE CLASSIC & DIAMOND HEIGHT CALCULATOR



LUPITPOLE (CLASSIC & DIAMOND) HEIGHT CALCULATOR							
BASIC KIT							
ceiling height							
h	from 2100 mm to 2200 mm	from 2200 mm to 2300 mm	from 2300 mm to 2400 mm	from 2400 mm to 2500 mm	from 2500 mm to 2600 mm	from 2600 mm to 2700 mm	from 2700 mm to 2800 mm
	A+B+F	A+B+E+F	A+B+D+F	A+B+C+F	A+B+C+E+F	A+B+C+D+F	A+B+C+D+E+F



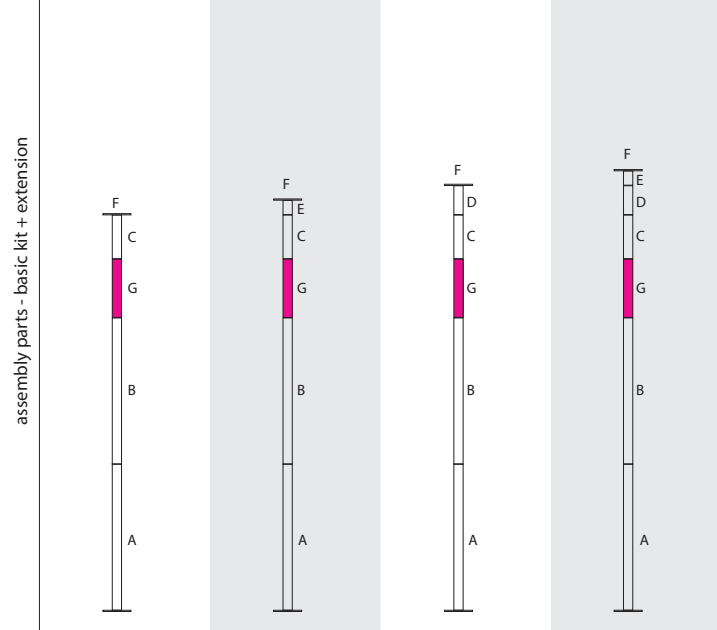
LUPITPOLE (CLASSIC & DIAMOND) HEIGHT CALCULATOR


EXTENSION

ceiling height

h	from 2800 mm to 2900 mm	from 2900 mm to 3000 mm	from 3000 mm to 3100 mm	from 3100 mm to 3200 mm
---	-------------------------	-------------------------	-------------------------	-------------------------

	A+B+G+C+F	A+B+G+C+E+F	A+B+G+C+D+F	A+B+G+C+D+E+F
--	-----------	-------------	-------------	---------------

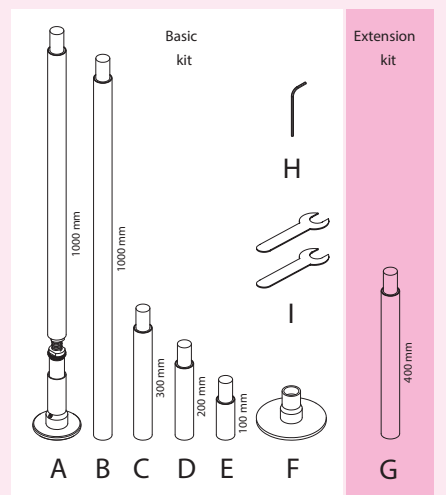


 Optional extension 1 x extra 400 mm extensions for up to 3200 mm



CLASSIC & DIAMOND
HEIGHT CALCULATOR

PACKAGE AND CONTENTS



»LUPIT POLE« comes in single package: packing soft foam dumpers and carton cover. Diameter of the poles is 42 mm.

- Contents:**
- Base pole (1000mm) with lower disc bearing and distance regulating system and spin block system. **A**
 - 1x 1000mm main pole with integrated joints. **B**
 - 1x 300mm pole extension with integrated joints. **C**
 - 1x 200mm pole extension with integrated joints. **D**
 - 1x 100mm pole extension with integrated joints. **E**
 - Upper disc assembly with bearings. **F**
 - 1x 400mm pole extension with integrated joints **G**
 - (optional – not included in a standard package). Allen spin-block HEX key. **H**
 - 2x special key tool used for height adjustment, securing the nut and un-tightening the pole extension joints if necessary. **I**
 - User's manual and assembling instructions. **J**

SPIN YOUR SOUL